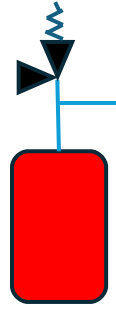


Kurva Värmepump		Kurva Thermomatic	
20	17	20	15
0	40	0	35
-20	55	-20	55


Rad.krets

Shunt=0%




Värmeprod. 0% tillskott


3-vägsventil



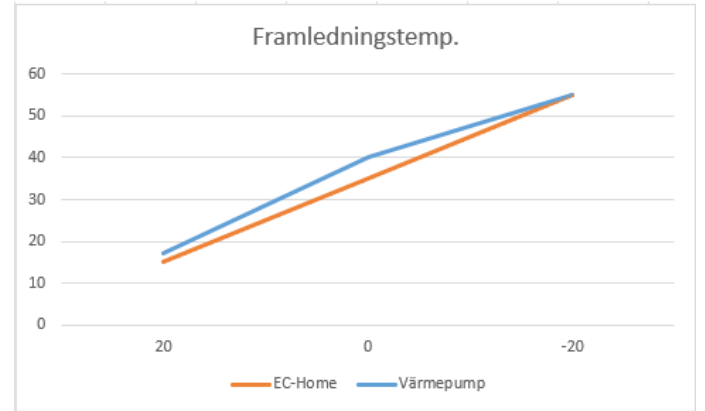
XX°



T1  
210I



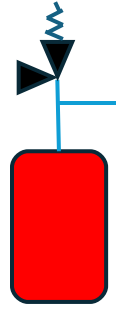
T2  
305I



Kurva Värmepump		Kurva Thermomatic	
20	17	20	15
0	40	0	35
-20	55	-20	55


Rad.krets

Shunt=50%




Värmeprod. 50% tillskott


3-vägsventil



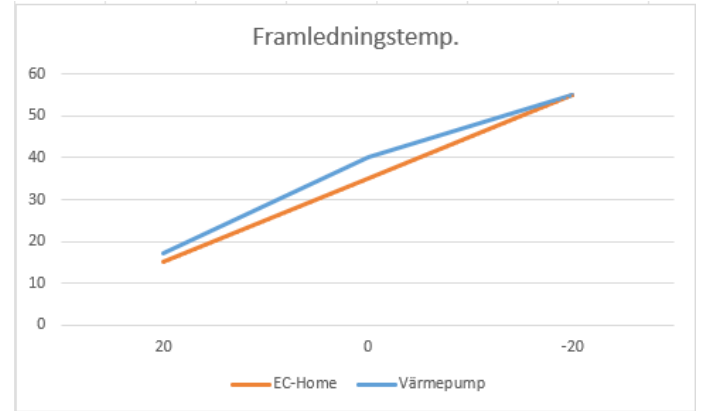
XX°



T1  
210I




T2  
305I



Kurva Värmepump		Kurva Thermomatic	
20	17	20	15
0	40	0	35
-20	55	-20	55

Rad.krets

Shunt=100%




Värmeprod. 100% tillskott


3-vägsventil



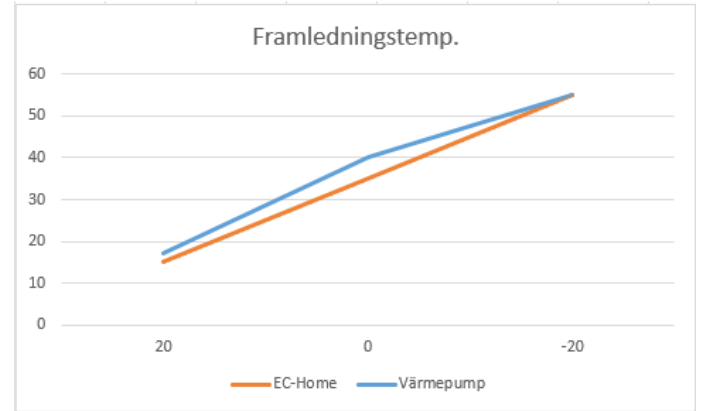
XX°



T1  
210l



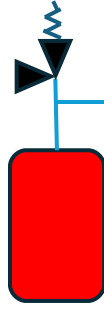
T2  
305l



Kurva Värmepump		Kurva Thermomatic	
20	17	20	15
0	40	0	35
-20	55	-20	55


Rad.krets

Shunt=\*\*\*%




Varmvattenprod.


3-vägsventil



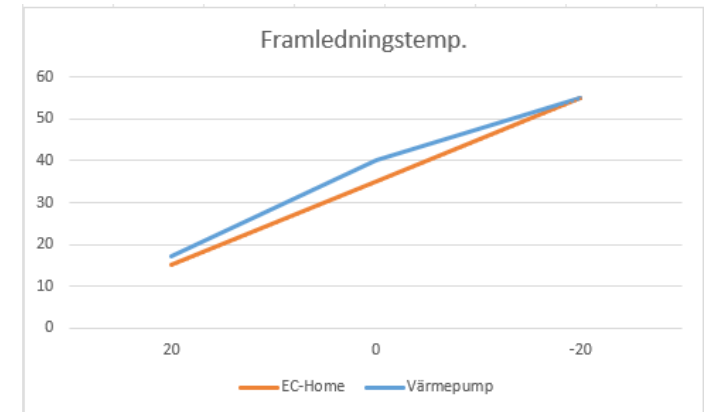
XX°



T1  
210I



T2  
305I



Kurva Värmepump

20	17
0	40
-20	55

Kurva Thermomatic

20	15
0	35
-20	55