





Add: 5th Building, WISDOM CREATE WEALTH Industrial Park, No. 8 Second Ring Road, Xingtan, Shunde, Foshan , Guangdong , China
Mobile: 86-19928250400
Email: export02@jnodheatpump.com
Website: www.jnodheatpump.com

QUOTATION (Full DC Inverter Heating&Cooling&DHW Heat Pump)

Picture		
Model	JM150HC	JM200HC
Heating Capacity Range (kW)	3.5-15	4.5-20
Price	1618.68	1813.875
MOQ	10	10
Heating (A7/6℃,W30/35℃)		
Heating Capacity (kW)	15.2	19.5
Power Input (kW)	3.53	4.51
COP	4.31	4.32
Heating (A-12℃,W36/41℃)		
Heating Capacity (kW)	10.2	12.8
Power Input (kW)	3.91	4.96
COP	2.61	2.58
Heating (A7/6℃,W40/45℃)		
Heating Capacity (kW)	14.8	19.2
Power Input (kW)	4.30	5.45
COP	3.44	3.52
Heating (A7/6℃,W47/55℃)		
Heating Capacity (kW)	14.17	18.1
Power Input (kW)	4.87	5.99
COP	2.91	3.02
Cooling (A35/24℃,W23/18℃)		
Cooling Capacity (kW)	13.3	16.82
Power Input (kW)	3.73	4.65
EER	3.57	3.62
Cooling (A35/24℃,W12/7℃)		
Cooling Capacity (kW)	11.2	13.1
Power Input (kW)	4.10	4.75
EER	2.73	2.76
General Info		
Max Power Input (kW)	5.2	6.14
Max Current (A)	24.9	29.4
Wifi Control	Yes	Yes
Controller	LED	LED
Power Supply		
220V~240V/50Hz/60Hz		
Operating Air Temp.(℃)	-25~43	
Max.Outlet Water Temp(℃)	55	
Refrigerant	R32	
Fan Quantity	1	2
Compressor Brand	Panasonic (Rotary)	
Brand of EEV	SANHUA	
Brand of 4-way valve	SANHUA	
Heat Exchanger	Plate heat exchanger	
Casing Material	Galvanized Sheet	
Water Pipe Connection (inch)	G1"(female thread)	
Noise Level at 1m dB(A)	52	55
Water Flow (m³/h)	2.6	3.44
Water Pressure Drop (kPa)	16	20
Min/Max heating water pressure (bar)	2.0/10.0	
Net Dimensions (L/W/H) mm	1127/475/960	1127/475/1360
Package Dimensions (L/W/H) mm	1195/535/1110	1195/535/1510
Net Weight KG	103	120
Gross Weight KG	120	145
Loading quantity 20GP/40GP,40HQ pcs	22/48/48	22/48/48

Picture		
Model	JM150HC3N	JM200HC3N
Heating Capacity Range (kW)	3.5-15.2	4.5-19.5
Price	1622.775	1854.51
MOQ	10	10
Heating (A7/6°C,W30/35°C)		
Heating Capacity (kW)	15.2	20
Power Input (kW)	3.53	4.63
COP	4.31	4.32
Heating (A-12°C,W36/41°C)		
Heating Capacity (kW)	10.2	12.8
Power Input (kW)	3.91	4.96
COP	2.61	2.58
Heating (A7/6°C,W40/45°C)		
Heating Capacity (kW)	14.8	19.2
Power Input (kW)	4.30	5.45
COP	3.44	3.52
Heating (A7/6°C,W47/55°C)		
Heating Capacity (kW)	14.17	18.1
Power Input (kW)	4.87	5.99
COP	2.91	3.02
Cooling (A35/24°C,W23/18°C)		
Cooling Capacity (kW)	13.3	16.82
Power Input (kW)	3.73	4.65
EER	3.57	3.62
Cooling (A35/24°C,W12/7°C)		
Cooling Capacity (kW)	11.2	13.1
Power Input (kW)	4.10	4.75
EER	2.73	2.76
General Info		
Max Power Input (kW)	5.2	6.14
Max Current (A)	9.3	10.9
Wifi Control	Yes	Yes
Controller	LED	LED
Power Supply		
380V~415V/50Hz/60Hz		
Operating Air Temp.(°C)	-25~43	
Max.Outlet Water Temp(°C)	55	
Refrigerant	R32	
Fan Quantity	1	2
Compressor Brand	Panasonic (Rotary)	
Brand of EEV	SANHUA	
Brand of 4-way valve	SANHUA	
Heat Exchanger	Plate heat exchanger	
Casing Material	Galvanized Sheet	
Water Pipe Connection (inch)	G1"(female thread)	
Noise Level at 1m dB(A)	52	55
Water Flow (m³/h)	2.6	3.44
Water Pressure Drop (kPa)	16	20
Min/Max heating water pressure (bar)	2.0/10.0	
Net Dimensions (L/W/H) mm	1127/475/960	1127/475/1360
Package Dimensions (L/W/H) mm	1195/535/1110	1195/535/1510
Net Weight KG	103	120
Gross Weight KG	120	145
Loading quantity 20GP/40GP,40HQ pcs	22/48/48	22/48/48
1. The above quotations are special prices based on EX-Works 2. Payment: 30% TT as down payment, balance by TT before shipment 3. Lead time: 40-50 working days after down payment received. 4. Warranty: 5 years for compressor and heat exchanger, 2 years for other components. Failure caused by improper installation or operation is not applicable for this warranty. 5. 1% free spare parts are offered for full container level (FCL) order.		